THROUGH HOLE TYPE CRYSTAL FILTERS

UM Resistance Weld

VHF 45MHz/55MHz [Fundamental Mode]

Type	Nominal frequency [fo(MHz)]	Number of poles	Passband		Stopband		Max ripple (dB)	Max loss (dB)	Guaranteed attenuation		Terminating impedance Zt(Ω//pF)	Coupling impedance Zc(pF)	Holder
			(dB)	(kHz)	(dB)	(kHz)			(dB)	(kHz)			
45E1FF	45	2	3	±3.75	10	±12.5	1	2	65	–910	200//4	—	UM-1SLIM
45E2FF	45	4	3	±3.75	30	±12.5	1	4	90	±910	350//6.5	18	(UM-1SLIM)×2
45E1B9F	45	2	3	±7.5	15	±25	1	2	65	–910	650//3	—	UM-4SLIM
45E2B9F	45	4	3	±7.5	30	±25	1	3	90	±910	650//3	9	(UM-4SLIM)×2
45E1A9F	45	2	3	±15	10	±50	1	2	65	–910	1200//0	—	UM-4SLIM
45E2A9F	45	4	3	±15	30	±50	1	3	80	±910	1200//0.7	3.5	(UM-4SLIM)×2
55E1D3F	55	2	3	±10	17	±50	1	2.5	65	–910	1100//2	—	UM-4SLIM
55E2D3F	55	4	3	±10	40	±40	1	4	80	–910	550//1.8	8.5	(UM-4SLIM)×2

Products in UM-4SLIM holder can also be made in UM-1SLIM holder.

Operating temperature range: –30˚C to +80˚C

Electrical Data

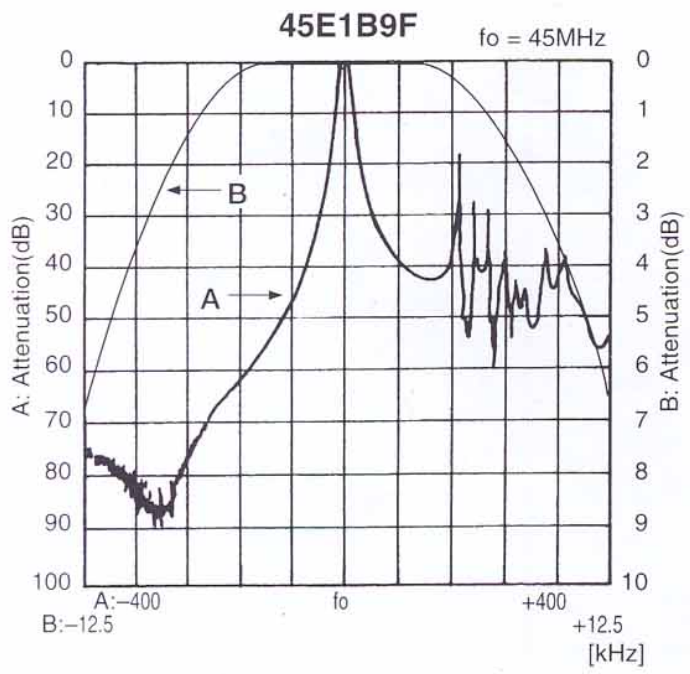

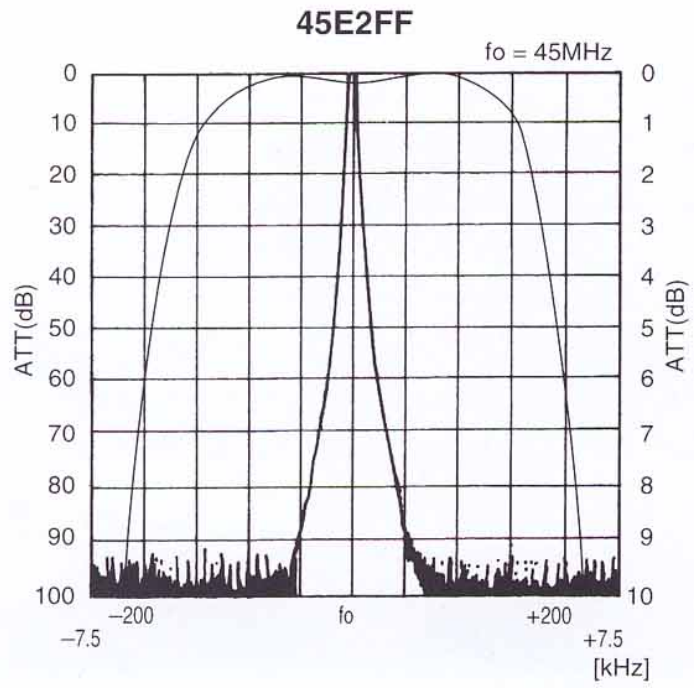

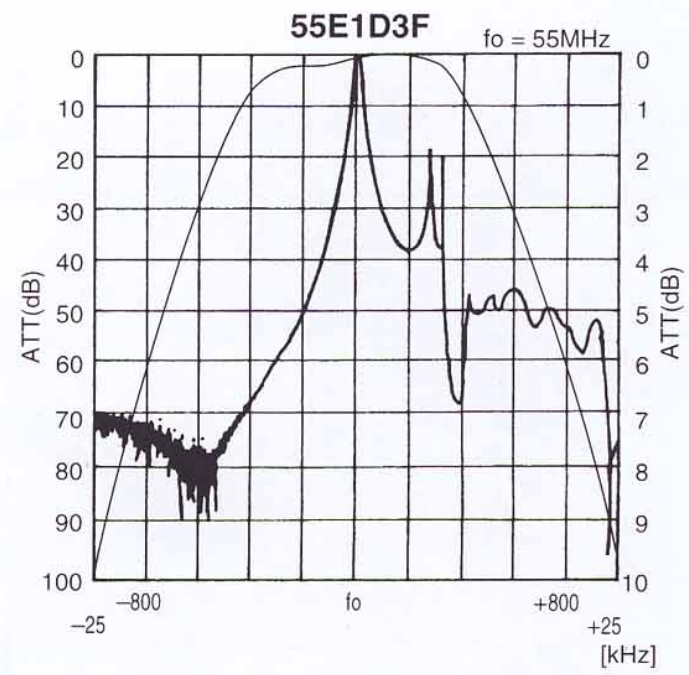

21.4MHz [Fundamental Mode]

Type	Nominal frequency [fo(MHz)]	Number of poles	Passband		Stopband		Max ripple (dB)	Max loss (dB)	Guaranteed attenuation (dB)(kHz)	Terminating impedance Zt(Ω//pF)	Coupling impedance Zc (pF)	Holder
			(dB)	(kHz)	(dB)	(kHz)						
21J1F	21.4	2	3	±3.75	20	±18	0.5	1.5	35 +350 to +1000 50 –200 to –1000	850//6	——	UM-1SLIM
21J2F2	21.4	4	3	±3.75	40	±14	1	2.5	65 +350 to +1000 80 –200 to –1000	850//5	16	(UM-1SLIM)×2
21J1E	21.4	2	3	±6	20	±25	0.5	1.5	35 +350 to +1000 50 –200 to –1000	1200//3	——	UM-1SLIM
21J2E2	21.4	4	3	±6	40	±20	1	2	65 +350 to +1000 80 –200 to –1000	1200//2.5	10.5	(UM-1SLIM)×2
21J1B	21.4	2	3	±7.5	18	±28	0.5	1.5	35 +400 to +1000 50 –200 to –1000	1500//2.5	——	UM-1SLIM
21J2B2	21.4	4	3	±7.5	40	±25	1	2	65 +350 to +1000 80 –200 to –1000	1500//2	8	(UM-1SLIM)×2
21J1A	21.4	2	3	±15	15	±45	0.5	1.5	35 +350 to +1000 45 –300 to –1000	1500//1	——	UM-1SLIM
21J2A2	21.4	4	3	±15	40	±50	1	2	65 +350 to +1000 80 –250 to –1000	2000//0.5	3	(UM-1SLIM)×2

Operating temperature range: –30˚C to +80˚C